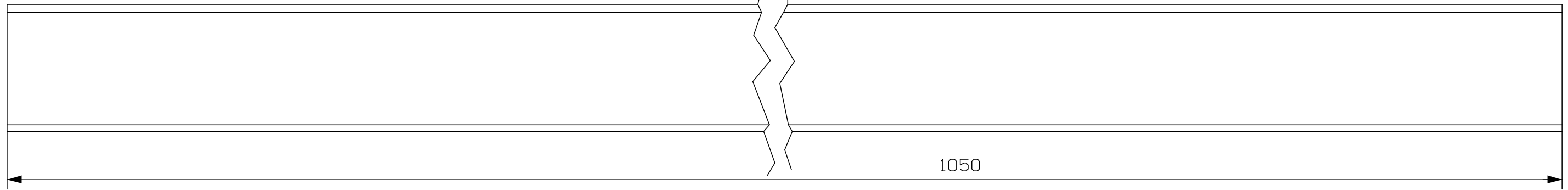


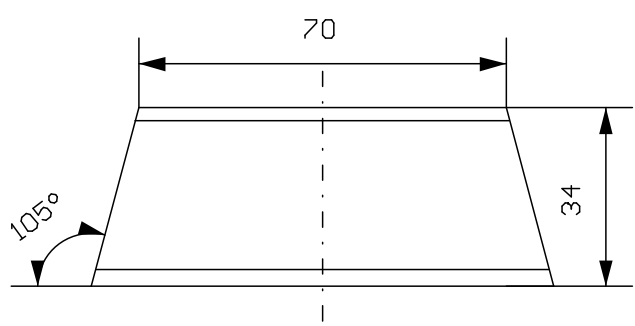
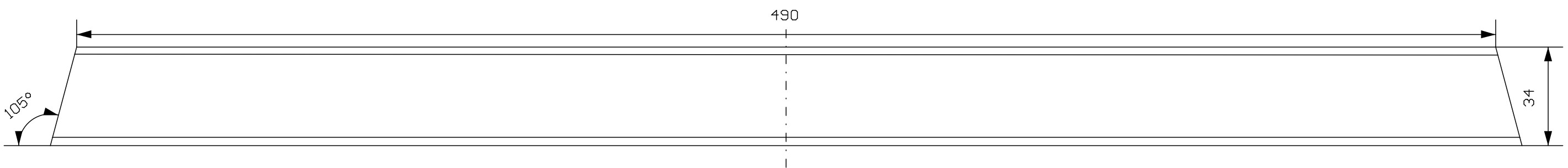
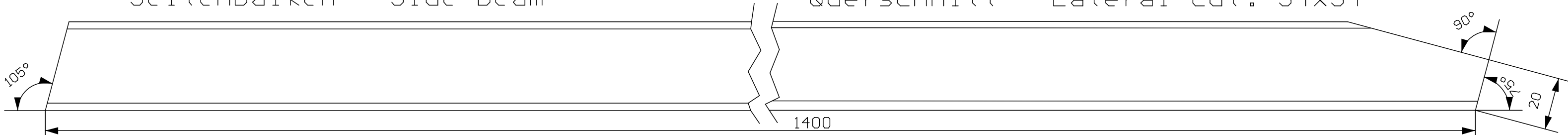
Oberer Balken - Upper beam

Querschnitt - Lateral cut: 44x44



Seitenbalken - Side Beam

Querschnitt - Lateral cut: 34x34



Traverse 1  
Querschnitt - Lateral cut: 34x34

Traverse 2  
Querschnitt - Lateral cut: 34x34

All measures are given in Millimeters (1 Inch = 25,4 Millimeters)

Duschezusatz - Shower-Addition

Holzteile - Wooden parts

Bearbeitungszeichnung - Treatment drawing